

baby



Copyright © N. Dobson Speech-therapy.ca
You can reach your full potential!

banana



Copyright © N. Dobson Speech-therapy.ca
You can reach your full potential!

beekeeper



Copyright © N. Dobson Speech-therapy.ca
You can reach your full potential!


bicycle



bike


Copyright © N. Dobson Speech-therapy.ca
You can reach your full potential!

bumblebee










Copyright © N. Dobson Speech-therapy.ca
You can reach your full potential!

cabbage



Copyright © N. Dobson Speech-therapy.ca
You can reach your full potential!





Picture Sort: /b/ Sound vs. Non-/b/ Sound

Flashcard Activity Instructions:

- 1. Prepare the Flashcards and "Baskets":**
 - Print the flashcards and set up two baskets: one for words with the /b/ sound and one for words without.
- 2. Explain the Activity:**
 - Tell the child: "Some of these words have the 'buh' sound, and some do not. We're going to listen carefully and sort them."
- 3. Present and Sort:**
 - Show the first flashcard and say the word aloud.
 - Ask: "Can you hear the 'buh' sound?"
 - If the child hears the /b/ sound, place the card in the /b/ basket. If not, place it in the "no /b/" basket.
- 4. Correct and Continue:**
 - If the card is placed in the wrong basket, gently correct and continue until all cards are sorted.

I've written the name on the pictures to help identify them, but if the child can read, you can cover the name with your fingers. The focus is on listening for the 'buh' sound, not reading the word.